

HOW TO SIGN UP AS A BUSINESS OWNER

01.

Scan QR to start the registration process

Scan the QR code to initiate the registration process. Please fill in your details and accept the terms and conditions to receive an activation email in your inbox



02.

Fill up your company details

Input your company's licensed name, activity description, and employee count*

A screenshot of a web form titled "Tell us about your company". It includes fields for "Your Company Name", "Your Company Description", and "How many employees" with radio button options for 1-10, 20-30, and 50+.

03.

UAE Legal Documents

To adhere to UAE legislation within the UAE, please provide your commercial license, your ID, and your company's Awesome logo*.

A screenshot of a web form titled "Complete your company profile". It includes sections for "Select Your Company Logo", "Select Your Trade Licence", "Your ID Copy", and "Your Company Location Inside UAE".

04.

Your business specialties

Please answer the questions and remember to include any additional fees for home services if applicable*.

A screenshot of a web form titled "What's your company interest?". It includes sections for "We want to know what's your company interest" and "We want to know where do you serve your customer".

05.

Working Hours

Select your working days and working hours*.

A screenshot of a web form titled "What's your company working days". It includes sections for "What's your company working days" and "What's your opening and closing times".

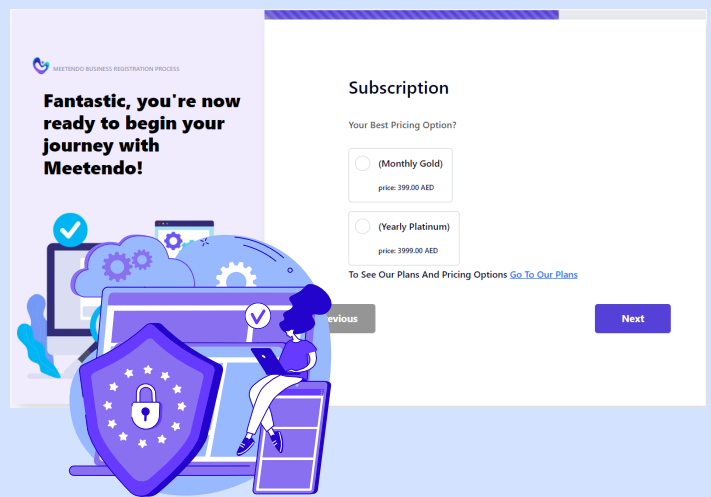
*Don't worry you can change it after login
** Some Features maybe missing based on the subscriptions features

HOW TO SIGN UP AS A BUSINESS OWNER

06.

Select your preferred payment term

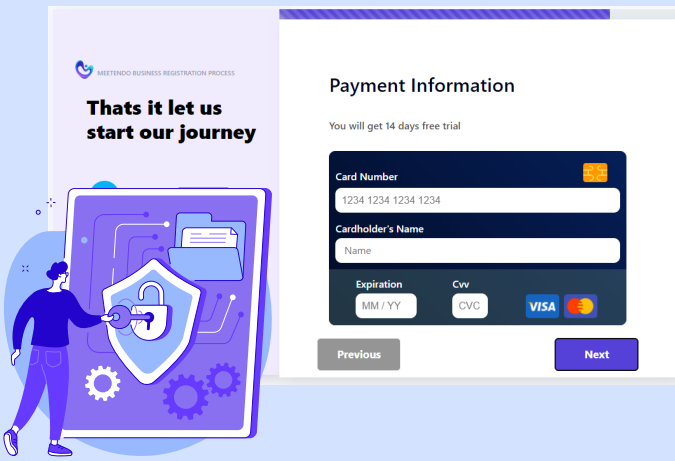
Whether you choose a monthly or yearly subscription, you are entitled to a 14-day free trial with a money-back guarantee if you decide not to continue with our services.



07.

Secure payment method

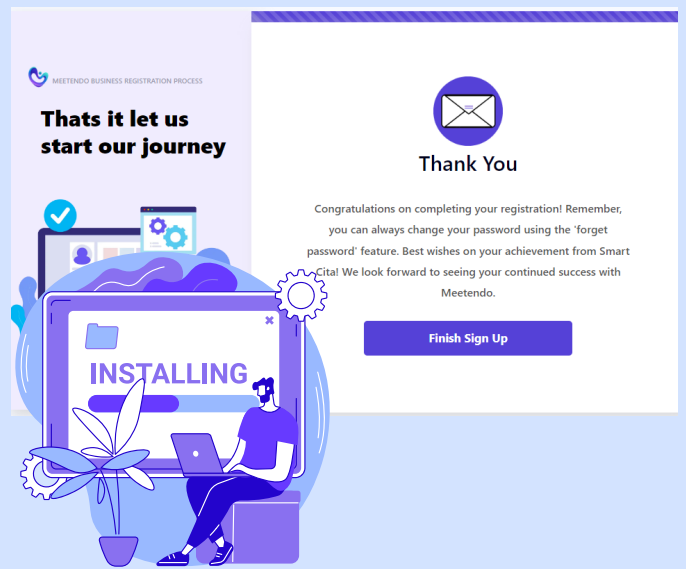
yes it is secure and money back guarantee after 14 days . please ask us about the technology that we are using



08.

Welcome to our family

Keep all software, operating systems, and applications up-to-date with the latest security patches and updates.



09.

We are committed to supporting your needs and providing you with the best options available in the market.



CONTACT US



DIRECT EMAIL

www.smartcita.com

*Dont worry you can change it after login

** Some Features maybe missing based on the subscriptions features

8 TIPS TO SIGN UP



What is Meetendo

Meetendo is an Appointment system Powered by AI on cloud

1

Scan the QR Code

Please fill in your details and accept the terms and conditions to receive an activation email in your inbox



2

Fill up your company details

Input your company's licensed name, activity description, and employee count*

3

UAE Legal Documents

To adhere to UAE legislation within the UAE, please provide your commercial license, your ID, and your company's Awesome logo*.

4

Your business specialties

Please answer the questions and remember to include any additional fees for home services if applicable*.

5

Working Hours

Select your working days and working hours*.

*Dont worry you can change it after login

** Some Features maybe missing based on the subscriptions features

8 TIPS TO SIGN UP

Select your preferred payment term



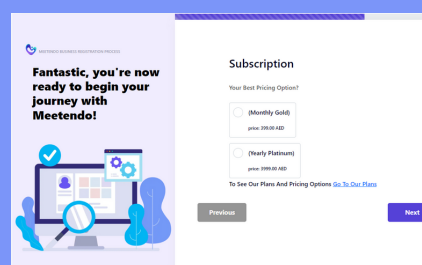
What is Meetendo

Meetendo is an Appointment system Powered by AI on cloud

6

Select your preferred Subscription

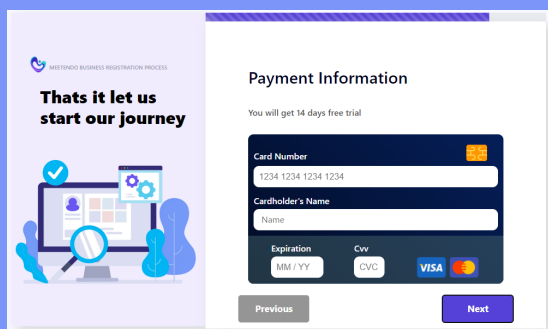
Whether you choose a monthly or yearly subscription, you are entitled to a 14-day free trial with a money-back guarantee if you decide not to continue with our services.



7

Secure payment method

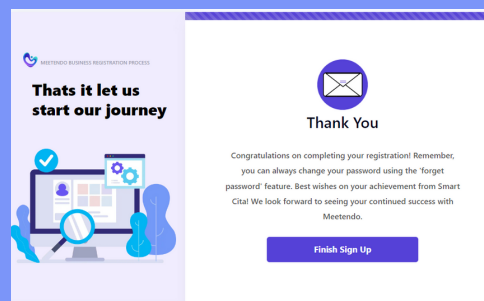
Yes it is secure and money back guarantee after 14 days . please ask us about the technology that we are using




8

Welcome to our family

Keep all software, operating systems, and applications up-to-date with the latest security patches and updates.



CONTACT US



DIRECT EMAIL

www.SmartCita.com

*Dont worry you can change it after login
** Some Features maybe missing based on the subscriptions features